





## Oyster Catcher 3-day Trail Run 2019 - Results



Overall Pos.	Bib	Name	Gender	Day 1 - 24.4km	Day 2 - 20km	Day 3 - 16km	Total - 60.4km	Cat. Pos.
1	108	CHAMBERS, Attie	Men	01:59:14	01:54:11	01:35:46	05:29:11	1
2	164	BRUGMAN, Leon	Men	02:08:47	01:56:26	01:39:12	05:44:25	2
3	131	UPTON, CJ	Men	02:20:39	02:00:02	01:37:20	05:58:01	3
4	165	VAN WYK, Anel	Women	02:29:41	02:06:26	01:53:20	06:29:27	1
5	118	CHAMBERS, Dean	Men	02:31:07	02:05:07	01:58:54	06:35:08	4
6	125	MUIRHEAD, Georgina	Women	02:40:26	02:12:51	02:00:17	06:53:34	2
7	141	KRUGER, Marais	Men	02:39:54	02:13:46	02:03:03	06:56:43	5
8	124	ERASMUS, Estelle	Women	02:44:06	02:25:31	02:05:53	07:15:30	3
9	115	WOLMARANS, Dane	Women	02:42:41	02:31:45	02:03:00	07:17:26	4
10	114	VENTER, CJ	Men	02:48:15	02:31:44	02:09:35	07:29:34	6
11	117	UPTON, Dawid	Men	02:48:18	02:31:47	02:09:37	07:29:42	7
12	157	ENGELBRECHT, Tarryn	Women	03:03:56	02:24:24	02:04:59	07:33:19	5
13	106	CILLIERS, Angelique	Women	02:48:27	02:30:24	02:15:24	07:34:15	6
14	148	BLAKE, Patricia	Women	03:03:59	02:39:30	02:09:07	07:52:36	7
15	159	RAWLINS, Tracy	Women	02:49:32	02:57:41	02:08:04	07:55:17	8
16	149	HARMER, Paul	Men	02:34:30	02:56:49	02:40:23	08:11:42	8
17	156	ULLYETT, Sue	Women	02:59:49	02:42:01	02:32:44	08:14:34	9
18	103	BALKWILL, Caroline	Women	02:59:52	02:42:03	02:32:46	08:14:41	10
19	135	RELLING, Janine	Women	03:03:57	03:10:39	02:15:19	08:29:55	11
20	112	LIEBENBERG, Chris	Men	03:08:23	03:00:43	02:35:47	08:44:53	9
21	133	LIEBENBERG, Ireta	Women	03:08:24	03:00:43	02:35:47	08:44:54	12
22	152	VAN TONDER, Ronel	Women	03:14:33	02:58:33	02:40:09	08:53:15	13
23	111	CROUS, Charlene	Women	03:14:33	02:58:33	02:40:17	08:53:23	14
24	102	O'CONNOR, Alan	Men	03:23:29	03:02:21	02:42:44	09:08:34	10
25	130	ELS, Lize	Women	03:09:57	03:10:43	02:52:17	09:12:57	15
26	101	ACAR, Adrienne	Women	03:19:56	03:04:58	02:50:13	09:15:07	16
27	147	SMITH, Nick	Men	03:19:56	03:05:00	02:50:14	09:15:10	11
28	163	MARTINCICH, Ian	Men	03:19:55	03:05:02	02:50:15	09:15:12	12



## Oyster Catcher 3-day Trail Run 2019 - Results



Overall Pos.	Bib	Name	Gender	Day 1 - 24.4km	Day 2 - 20km	Day 3 - 16km	Total - 60.4km	Cat. Pos.
29	145	MOORE, Melanie	Women	03:30:24	03:04:41	02:49:13	09:24:18	17
30	139	RIBEIRO, Liesl	Women	03:10:52	03:14:46	03:01:49	09:27:27	18
31	109	DAWSON, Barry	Men	03:31:08	03:04:39	02:56:24	09:32:11	13
32	104	VENTER, Allan	Men	03:38:11	03:10:56	02:48:45	09:37:52	14
33	161	MARTIN, Yonanda	Women	03:28:03	03:15:51	02:57:01	09:40:55	19
34	140	TARR, Lynette	Women	03:34:23	03:14:46	02:52:20	09:41:29	20
35	113	CHAMBERS, Chrissie	Women	03:28:03	03:18:01	02:57:01	09:43:05	21
36	126	MCLACHLAN, Gerda	Women	03:46:24	03:27:25	03:14:24	10:28:13	22
37	144	BUCKLE, Megan	Women	03:51:14	03:33:35	03:10:54	10:35:43	23
38	137	BUCKLE, Lee Juan	Women	03:51:17	03:33:35	03:10:55	10:35:47	24
39	122	LOUBSER, Embrenche	Women	03:45:05	03:35:57	03:17:50	10:38:52	25
40	127	JOUBERT, Gerhard	Men	03:59:11	03:32:55	03:25:41	10:57:47	15
41	128	POHL, Glazelle	Women	03:59:11	03:32:54	03:25:44	10:57:49	26
42	158	JOUBERT, Thelma	Women	03:59:12	03:32:55	03:25:43	10:57:50	27
43	132	POHL, Ignatius	Men	03:59:12	03:33:16	03:25:45	10:58:13	16
44	138	CORNELIUS, Lelanie	Women	04:03:18	03:14:49	03:55:40	11:13:47	28
45	129	CILLIERS, Glen	Men	03:18:35	04:28:47	03:37:27	11:24:49	17
46	153	VERSTER, Ronell	Women	04:30:06	04:01:21	03:49:31	12:20:58	29
47	123	VAN TONDER, Esmarie	Women	04:20:22	03:58:14	04:07:46	12:26:22	30
48	121	SYKES, Eldoret	Women	04:50:37	04:01:18	03:37:55	12:29:50	31
49	155	PRETORIUS, Sue	Women	04:37:17	04:09:10	03:55:36	12:42:03	32
50	119	STRYDOM, Debbie	Women	04:37:17	04:09:10	03:55:37	12:42:04	33
51	120	BOUWER, Dina	Women	05:02:11	05:31:56	04:42:54	15:17:01	34
52	151	COLLINS, Richard	Men	05:02:10	05:31:52	04:42:59	15:17:01	18
53	150	LAW, Philippa	Women	05:02:19	05:32:03	04:43:01	15:17:23	35
	116	CHAMBERS, David	Men	02:18:46		02:00:45		
	162	EBRAHIM, Zureida	Women	03:43:49		03:01:52		




## Oyster Catcher 3-day Trail Run 2019 - Results



Overall Pos.	Bib	Name	Gender	Day 1 - 24.4km	Day 2 - 20km	Day 3 - 16km	Total - 60.4km	Cat. Pos.
	105	VAN ZYL, Amor	Women	04:37:17		03:55:42		
	154	UPTON, Albert	Men	02:20:39	02:06:06			
	134	VERMEULEN, Jacques	Men	03:46:25	04:21:03			
	143	STEYN, Marietjie	Women	03:04:14				
	142	STEYN, Marais	Men	03:04:15				



## Oyster Catcher 2-day Trail Run 2019 - Results



Overall Pos.	Bib	Name	Gender	Day 1 - 20km	Day 2 - 16km	Total - 36km	Cat. Pos.
1	9	VON DELFT, Dirk	Men	02:09:56	01:47:25	03:57:21	1
2	1	DABANCOURT, Arnaud	Men	02:05:12	01:53:20	03:58:32	2
3	27	DE KOCK, Zile	Women	02:07:29	02:00:17	04:07:46	1
4	17	VAN DER MERWE, Lize	Women	02:10:04	02:02:23	04:12:27	2
5	18	WEGE, Martie	Women	02:13:00	02:02:23	04:15:23	3
6	14	GOUWS, Henk	Men	02:29:40	02:15:26	04:45:06	3
7	12	VAN STADEN, Ernest	Men	02:38:09	02:10:18	04:48:27	4
8	8	HARDNICK, David	Men	02:27:41	02:23:17	04:50:58	5
9	21	ERASMUS, Pieter Jordaan	Men	02:29:48	02:23:14	04:53:02	6
10	7	JORDAAN, Cobus	Men	02:33:34	02:25:28	04:59:02	7
11	11	SHAW, Divan	Men	02:38:09	02:23:13	05:01:22	8
12	3	GLASSPOOL, Carla	Women	02:46:09	02:26:41	05:12:50	4
13	10	WESSELS, Dirk	Men	02:36:53	02:38:44	05:15:37	9
14	22	BOTHA, Sorita	Women	02:54:43	02:36:07	05:30:50	5
15	136	CUSSEN, Joanne	Women	02:56:46	02:40:24	05:37:10	6
16	20	SCHOEMAN, Neil	Men	03:03:00	02:47:17	05:50:17	10
17	26	FERREIRA, Tienie	Men	03:03:15	02:53:50	05:57:05	11
18	25	HATTINGH, Sinead	Women	03:17:13	02:54:27	06:11:40	7
19	15	BINEDELL, Hanneke	Women	03:10:38	03:14:05	06:24:43	8
20	19	VAN VLAANDEREN, Megan	Women	03:31:41	03:21:19	06:53:00	9
21	16	MEREDITH, Laura	Women	03:34:32	03:45:42	07:20:14	10
22	13	MEREDITH, Guy	Men	03:34:34	03:45:42	07:20:16	12
23	6	SCHOEMAN, Christelle	Women	03:40:41	04:09:07	07:49:48	11
24	4	MOSS, Chantell	Women	04:40:13	03:58:38	08:38:51	12
	2	VLANTIS, Blaine	Men	02:11:52		02:11:52	
	5	SCOTT, Christiaan	Men	02:47:24		02:47:24	
	24	JAMES, Stella	Women	03:20:08		03:20:08	
	160	MAREE, Werner	Men		2:47:00		